

Scaled data based on original data using
LM-79-08 Approved Method: Electrical and Photometric Measurements of Solid-
State Lighting Products

Test Report Prepared for
Cooper Lighting Solutions
(formerly Eaton)

Brand: STREETWORKS

Report Number: P649700

Luminaire Tested: **GLAN-SA1A-835-U-SLL-GRSWH**

Issue Date: 5/27/2021

Test Information

Test Method: LM-79-08
Report Number: P649700
TEST IS SCALED FROM IESNA LM-79-08 TEST DATA (G3-2011-057-24)
Test Lab: INNOVATION CENTER
Issue Date: 5/27/2021
Manufacturer: COOPER LIGHTING SOLUTIONS (FORMERLY EATON)
Product Line: STREETWORKS
Catalog Number: GLAN-SA1A-835-U-SLL-GRSWH
Description: GALLEON AREA AND ROADWAY LUMINAIRE
(1) 80 CRI, 3500K, 615mA LIGHTSQUARE WITH 16 LEDS AND SPILL LIGHT
ELIMINATOR LEFT OPTICS WITH WHITE GLARE REDUCTION SHIELD
Light Source: -
Ballast/Driver: ELECTRONIC DRIVER

Summary

Lumens per Lamp: N/A
Luminaire Lumens: 2699 lumens
Efficiency: N/A
Efficacy: 81.8 lumens/watt
Luminous Opening: Rectangular (W 0.5' x L: 0.5' x H: 0')
IES Classification: Type II - Short
BUG Rating: B1 - U0 - G1

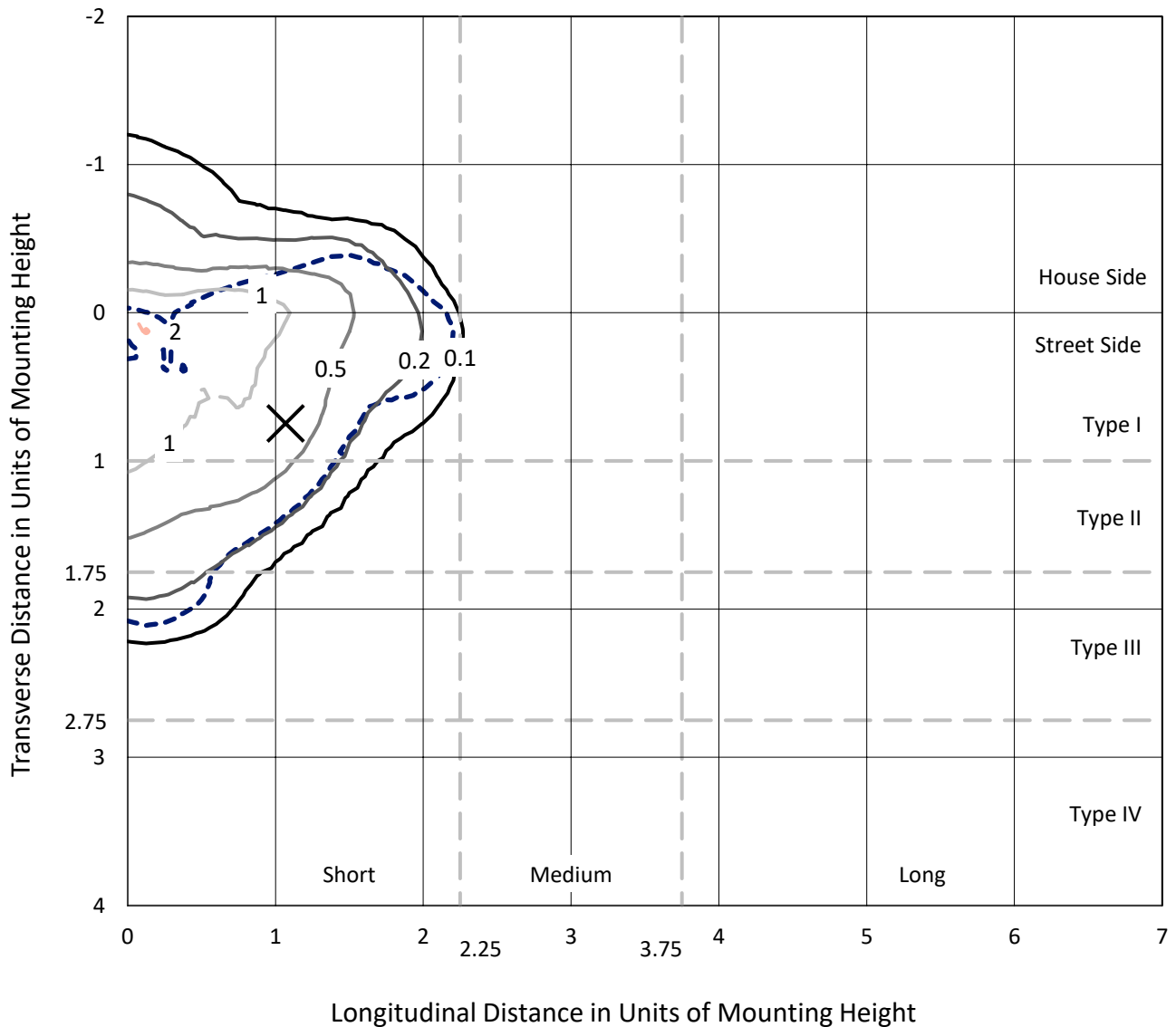
Input Watts (W): 33
Input Voltage (V): NR
Input Current (Ain): NR
Voltage Rise (V): NR
Power Factor: NR
Total Harmonic Distortion (THDi): NR
Frequency (hertz): 60
Stabilization Time: NR
Operation Time: NR
Ambient Temperature (°C): NR
Test Distance: 24 FT



REPORT NUMBER: P649700
 CATALOG NUMBER: GLAN-SA1A-835-U-SLL-GRSWH

Iso-Footcandle Lines of Horizontal Illumination

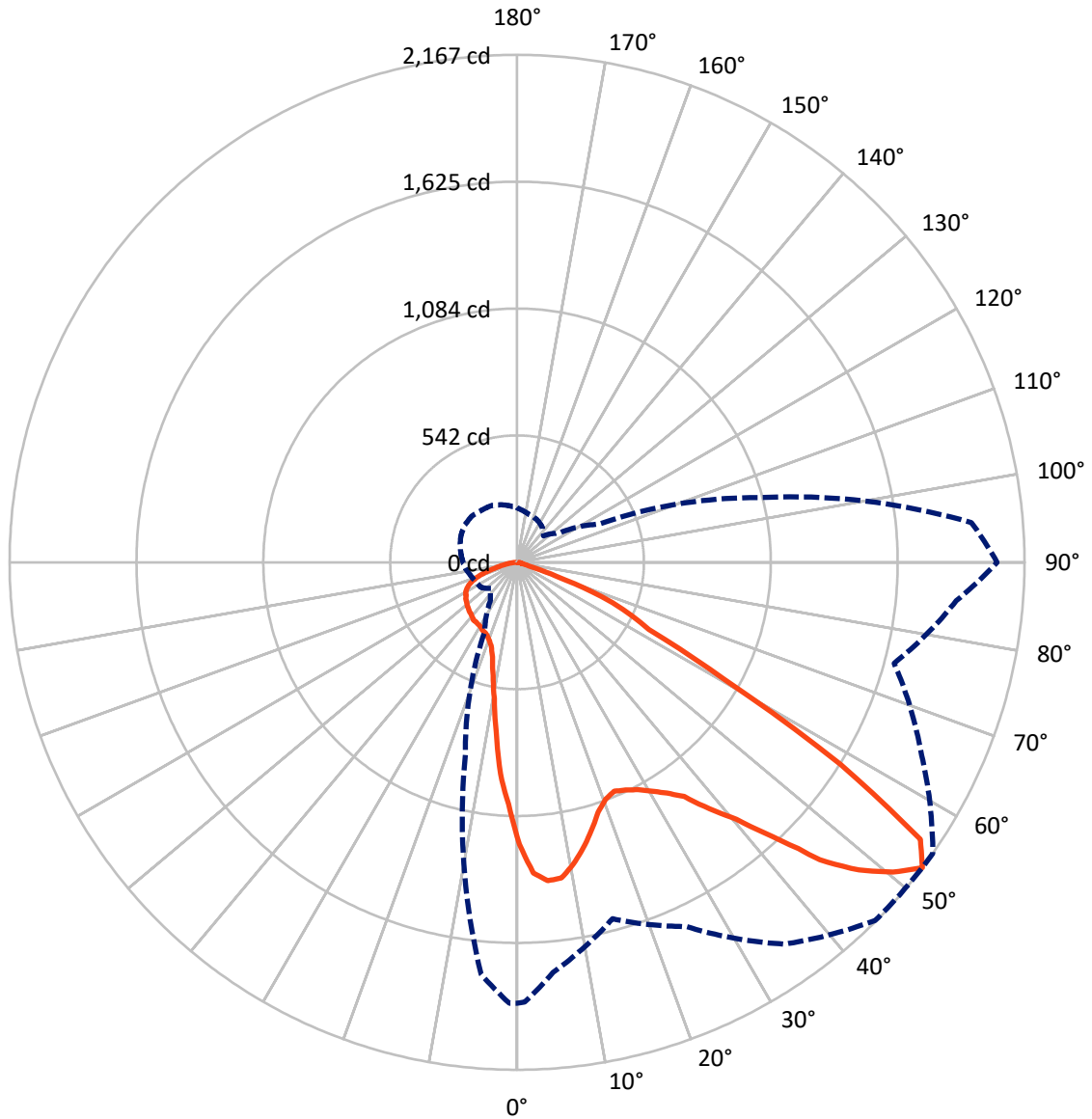
× Max cd
 - - - 1/2 Max cd



Based on 25 foot mounting height. Maximum calculated value = 2 fc
 Type II - Short - N/A

REPORT NUMBER: P649700
CATALOG NUMBER: GLAN-SA1A-835-U-SLL-GRSWH

Luminous Intensity Polar Plot



— Vertical Plane Through 55-Deg Lateral - - - Horizontal Cone Through 52.5-Deg Vertical

REPORT NUMBER: P649700
 CATALOG NUMBER: GLAN-SA1A-835-U-SLL-GRSWH

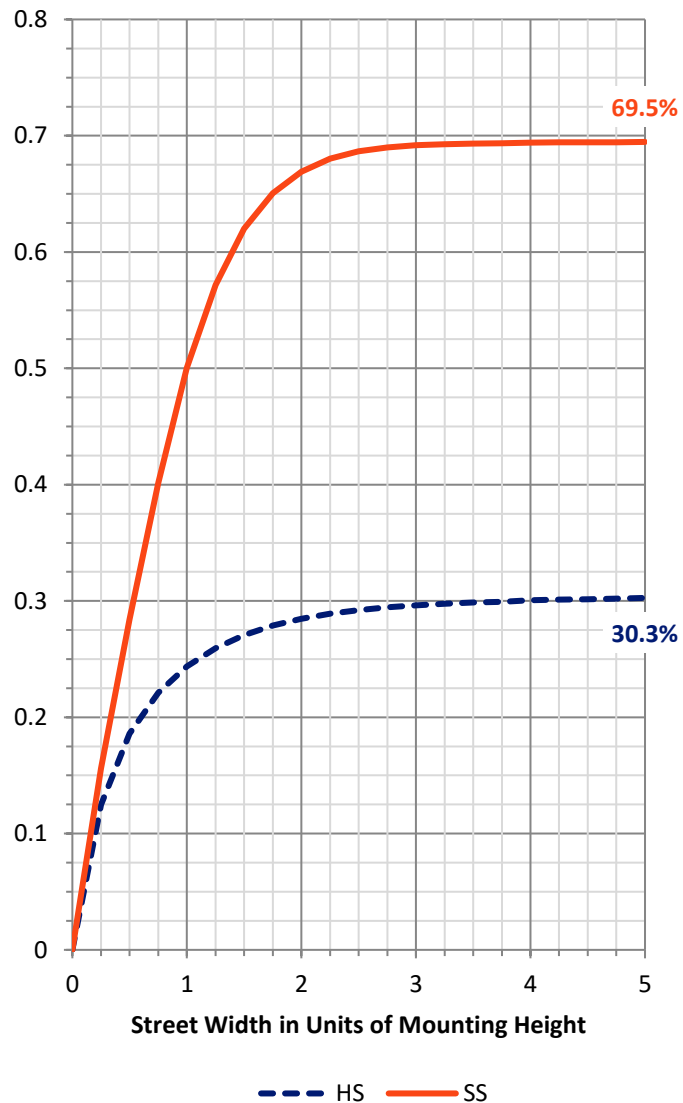
FLUX DISTRIBUTION:

		Downward	Upward	Total
House Side	Lumens	823.3	0.0	823.3
	% Fixture	30.5	0.0	30.5
Street Side	Lumens	1875.7	0.0	1875.7
	% Fixture	69.5	0.0	69.5
Total	Lumens	2699.0	0.0	2699.0
	% Fixture	100.0	0.0	100.0

ZONAL LUMENS:

Zone	Lumens	% Fixture
0°-10°	92.0	3.4
10°-20°	198.3	7.3
20°-30°	300.7	11.1
30°-40°	434.5	16.1
40°-50°	580.6	21.5
50°-60°	648.1	24.0
60°-70°	355.5	13.2
70°-80°	76.9	2.8
80°-90°	12.4	0.5
90°-100°	0.0	0.0
100°-110°	0.0	0.0
110°-120°	0.0	0.0
120°-130°	0.0	0.0
130°-140°	0.0	0.0
140°-150°	0.0	0.0
150°-160°	0.0	0.0
160°-170°	0.0	0.0
170°-180°	0.0	0.0
0°-90°	2699.0	100.0
0°-180°	2699.0	100.0

Coefficient of Utilization

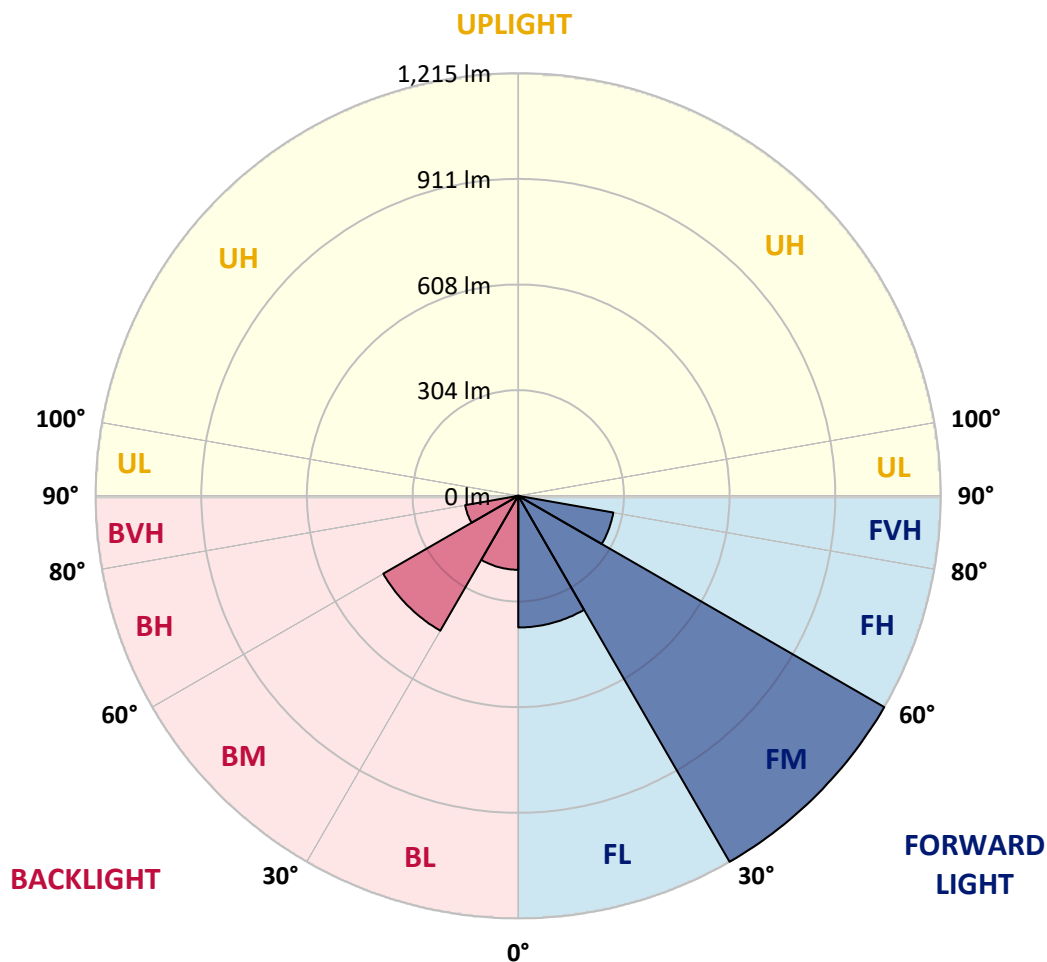


REPORT NUMBER: P649700
 CATALOG NUMBER: GLAN-SA1A-835-U-SLL-GRSWH

LUMINAIRE CLASSIFICATION SYSTEM LUMEN TABLE AND BUG RATING:

Zone	Lumens	% Fixture	Zone Rating/Lumen Limit		
			B	U	G
FL (0°-30°)	378.5	14.0			
FM (30°-60°)	1215.2	45.0			
FH (60°-80°)	277.4	10.3			G0/660
FVH (80°-90°)	4.6	0.2			G0/10
BL (0°-30°)	212.6	7.9	B1/500		
BM (30°-60°)	448.0	16.6	B1/1000		
BH (60°-80°)	155.0	5.7	B1/500		G1/500
BVH (80°-90°)	7.8	0.3			G0/10
UL (90°-100°)	0.0	0.0		U0/0	
UH (100°-180°)	0.0	0.0		U0/0	

BUG Rating: B1-U0-G1
 Type II Short





REPORT NUMBER: P649700

CATALOG NUMBER: GLAN-SA1A-835-U-SLL-GRSWH

CANDELA DISTRIBUTION (FULL):

	0°	1°	5°	15°	25°	35°	45°	55°	65°	75°	85°
0°	1203.9	1203.9	1203.9	1203.9	1203.9	1203.9	1203.9	1203.9	1203.9	1203.9	1203.9
2.5°	1263.4	1256.4	1262.7	1292.7	1310.0	1321.8	1329.3	1328.1	1299.7	1272.1	1272.1
5°	1226.4	1217.3	1230.4	1298.1	1366.3	1372.2	1382.1	1365.9	1324.1	1273.7	1210.7
7.5°	1119.2	1126.0	1147.6	1236.7	1325.3	1369.9	1381.7	1361.2	1293.4	1199.2	1106.6
10°	1026.6	1042.4	1092.4	1188.6	1270.2	1328.1	1341.1	1312.3	1258.8	1143.3	1060.5
12.5°	994.7	984.9	1040.5	1136.6	1214.6	1245.8	1251.6	1253.6	1217.3	1114.9	1014.0
15°	990.7	997.1	1040.5	1113.3	1161.4	1163.0	1172.9	1188.2	1192.9	1134.2	1035.7
17.5°	1047.5	1040.0	1084.5	1142.5	1119.6	1096.7	1099.1	1121.2	1160.2	1150.8	1103.9
20°	1131.4	1148.4	1183.5	1177.6	1116.1	1058.1	1058.5	1079.4	1156.3	1219.4	1198.9
22.5°	1271.0	1287.5	1313.6	1242.2	1116.1	1046.7	1033.3	1061.7	1181.5	1300.9	1306.0
25°	1398.3	1428.6	1435.7	1351.8	1172.1	1057.4	1048.7	1076.7	1206.8	1380.5	1429.0
27.5°	1514.1	1525.1	1556.3	1422.3	1203.2	1064.5	1063.6	1099.6	1238.6	1420.3	1538.9
30°	1605.5	1604.4	1622.1	1466.8	1252.8	1104.3	1066.1	1133.8	1280.4	1486.1	1640.6
32.5°	1667.8	1681.2	1718.7	1528.7	1273.7	1142.1	1112.2	1174.0	1331.3	1517.3	1712.3
35°	1777.4	1800.6	1753.4	1562.9	1339.9	1179.5	1144.4	1228.8	1356.5	1551.1	1800.2
37.5°	1880.6	1862.9	1814.8	1581.5	1382.9	1248.9	1216.2	1334.8	1434.9	1624.9	1858.5
40°	1946.9	1946.5	1861.0	1596.5	1413.2	1354.9	1352.9	1442.4	1531.1	1671.4	1924.0
42.5°	1975.6	2003.2	1879.8	1594.9	1477.1	1483.4	1523.2	1603.2	1599.3	1680.8	1922.4
44°	2015.1	2031.6	1912.6	1598.4	1519.6	1570.1	1663.9	1714.7	1658.8	1675.7	1920.5
45°	2013.4	2014.6	1866.0	1603.2	1555.9	1642.6	1726.5	1812.4	1711.2	1664.7	1946.5
47.5°	1967.4	1953.9	1826.7	1568.1	1669.0	1834.1	1911.8	1963.8	1775.8	1641.0	1914.1
50°	1876.3	1861.0	1730.9	1553.2	1692.6	1953.1	2060.3	2079.3	1834.5	1617.8	1882.2
52.5°	1882.6	1878.3	1758.1	1575.6	1716.3	1990.5	2162.4	2167.1	1901.1	1666.6	1882.6
55°	1995.3	1980.4	1836.1	1603.6	1699.0	1946.9	2097.3	2089.1	1878.7	1637.1	1917.3
57.5°	1825.9	1835.7	1728.1	1492.9	1486.9	1582.7	1648.9	1628.4	1567.7	1477.4	1783.7
60°	1473.1	1501.1	1511.3	1248.5	1122.0	1072.7	1053.1	1016.8	1027.0	1213.8	1566.9
62.5°	1263.4	1261.9	1326.2	1131.8	735.0	632.1	622.6	630.9	749.2	1194.9	1534.6
65°	1001.8	1028.6	1048.3	959.3	581.7	469.3	468.9	521.4	648.3	998.6	1239.0
67.5°	636.1	671.1	695.6	613.6	389.0	334.2	325.1	388.2	449.3	655.0	746.0
70°	358.6	375.2	386.2	353.9	247.5	173.4	163.2	178.1	271.5	424.1	442.2
72.5°	138.4	145.8	160.8	162.0	93.4	56.0	45.3	54.4	114.3	167.9	160.0
75°	21.3	22.9	32.3	38.6	26.8	20.5	21.7	22.5	31.9	43.4	36.3
77.5°	10.3	10.3	9.9	11.4	13.4	14.6	15.7	17.3	18.9	20.9	20.1
80°	6.7	6.7	6.7	7.9	9.9	11.8	13.4	14.2	15.0	16.5	15.7
82.5°	4.3	4.3	4.3	5.9	7.9	9.9	10.6	12.6	14.2	16.5	15.3
85°	2.3	2.3	2.3	3.9	5.9	8.3	7.9	6.3	3.5	0.4	0.8
87.5°	0.8	0.8	0.8	0.8	0.0	0.0	0.0	0.0	0.0	0.0	0.0
90°	0.0	0.0	0.0	0.0	0.0	0.0	0.0	0.0	0.0	0.0	0.0



REPORT NUMBER: P649700

CATALOG NUMBER: GLAN-SA1A-835-U-SLL-GRSWH

CANDELA DISTRIBUTION (continued):

	90°	95°	105°	115°	125°	135°	145°	155°	165°	175°	180°
0°	1203.9	1203.9	1203.9	1203.9	1203.9	1203.9	1203.9	1203.9	1203.9	1203.9	1203.9
2.5°	1239.0	1220.9	1219.4	1182.3	1149.2	1133.0	1120.0	1083.8	1091.7	1070.8	1070.4
5°	1179.1	1142.1	1082.2	1032.9	983.7	973.8	930.8	893.4	894.6	867.8	872.5
7.5°	1071.5	1045.9	973.0	895.8	830.4	783.9	743.3	718.8	687.7	677.1	671.5
10°	1003.3	971.9	889.9	792.9	719.7	694.8	655.8	634.1	602.2	586.4	575.3
12.5°	973.4	927.3	824.8	726.3	677.5	651.8	618.7	579.3	541.5	526.9	506.8
15°	976.6	921.4	805.9	699.5	640.8	591.2	561.6	517.9	479.2	453.6	439.0
17.5°	1024.2	957.3	814.6	679.0	594.7	532.4	474.5	427.2	396.4	377.2	372.4
20°	1137.0	1045.9	829.2	645.9	548.6	471.0	399.6	350.3	326.7	326.3	326.7
22.5°	1230.8	1140.5	858.7	626.2	502.5	392.1	321.2	305.4	300.7	310.5	311.7
25°	1357.3	1246.9	909.6	616.0	459.9	334.2	290.4	284.5	284.2	296.8	297.1
27.5°	1486.9	1339.9	939.9	586.0	416.6	304.3	271.9	270.8	277.0	290.4	289.2
30°	1575.2	1417.9	994.7	550.1	365.3	277.8	264.4	266.0	274.7	284.9	286.5
32.5°	1678.0	1494.8	1008.9	530.5	333.8	255.8	246.3	249.9	260.9	277.0	285.7
35°	1795.9	1549.2	1030.6	503.6	322.0	238.8	234.1	238.0	251.4	262.1	271.5
37.5°	1883.0	1645.3	1034.5	482.8	309.0	229.3	221.9	234.9	242.7	257.8	262.5
40°	1947.6	1715.1	1044.8	469.8	298.7	217.1	217.1	225.8	236.5	250.2	259.7
42.5°	1989.0	1766.0	1052.3	458.0	279.0	213.6	211.6	220.3	234.5	247.9	252.2
44°	2014.2	1787.6	1044.8	446.9	273.5	209.3	209.3	216.7	227.8	243.5	248.7
45°	2020.5	1814.8	1028.2	446.5	266.8	204.1	203.3	217.5	225.0	244.4	247.5
47.5°	2045.0	1848.3	1030.2	433.9	250.6	191.9	205.7	212.0	218.7	235.7	246.3
50°	2044.2	1869.2	1025.8	415.4	238.8	178.1	201.0	208.1	214.8	232.2	236.5
52.5°	2049.7	1947.2	1065.7	385.8	217.5	160.4	185.3	201.0	209.3	223.9	232.9
55°	2046.9	1991.8	1105.0	363.8	187.6	149.8	171.8	190.3	202.2	217.5	221.9
57.5°	1869.6	1760.4	1022.7	322.4	155.3	137.2	152.9	179.3	194.3	210.1	215.6
60°	1527.6	1356.9	843.4	237.2	127.7	126.1	142.3	175.8	182.0	195.8	205.3
62.5°	1411.7	1190.2	668.8	181.3	109.2	115.5	131.2	158.8	168.7	185.6	194.3
65°	1104.7	790.6	414.2	122.5	96.2	103.7	118.6	139.1	155.3	171.0	181.3
67.5°	654.2	431.9	204.9	85.9	83.9	91.8	107.2	122.5	141.1	158.4	163.6
70°	356.3	212.4	87.5	65.5	71.3	78.5	93.4	104.1	121.8	135.1	143.8
72.5°	114.3	64.6	43.8	48.5	54.4	62.6	71.7	84.7	97.3	105.2	112.3
75°	27.6	27.2	31.2	33.9	39.4	45.7	53.2	59.9	69.8	77.2	83.5
77.5°	19.3	20.9	24.0	28.0	30.0	32.3	37.0	42.2	46.5	52.0	56.0
80°	15.0	16.1	18.6	20.5	22.5	24.4	26.8	28.7	31.6	35.1	37.0
82.5°	14.2	15.0	17.3	18.6	17.7	17.3	18.9	19.7	20.1	21.3	22.5
85°	1.2	0.0	0.8	2.7	6.7	9.9	10.6	10.6	10.3	11.0	11.0
87.5°	0.0	0.0	0.0	0.0	0.0	0.0	0.0	0.0	0.4	1.6	1.2
90°	0.0	0.0	0.0	0.0	0.0	0.0	0.0	0.0	0.0	0.0	0.0



REPORT NUMBER: P649700

CATALOG NUMBER: GLAN-SA1A-835-U-SLL-GRSWH

CANDELA DISTRIBUTION (continued):

	185°	195°	205°	215°	225°	235°	245°	255°	265°	270°	275°
0°	1203.9	1203.9	1203.9	1203.9	1203.9	1203.9	1203.9	1203.9	1203.9	1203.9	1203.9
2.5°	1065.7	1052.3	1057.4	1063.6	1054.6	1033.7	1039.2	1036.8	1058.1	1056.6	1077.9
5°	893.4	872.5	874.9	905.6	895.8	906.4	885.1	882.4	886.4	888.3	891.8
7.5°	683.8	681.0	704.6	730.6	742.8	730.2	709.4	704.6	700.3	691.6	711.4
10°	558.0	558.8	557.3	577.0	590.8	588.0	575.3	573.8	565.6	562.4	573.4
12.5°	498.1	487.5	482.4	476.1	486.7	493.8	488.3	484.4	484.8	488.7	490.2
15°	440.2	433.5	422.5	415.4	420.5	416.9	415.0	422.9	420.9	420.1	429.6
17.5°	375.2	380.7	379.9	372.0	378.7	376.0	375.6	370.0	362.6	357.0	360.2
20°	332.2	342.5	350.3	350.8	354.3	353.9	348.0	331.1	325.5	324.3	325.1
22.5°	316.9	322.4	331.8	345.2	345.2	339.0	331.8	312.1	307.0	301.5	299.1
25°	304.7	315.3	327.5	329.1	335.4	329.5	318.1	308.2	297.5	290.0	290.0
27.5°	298.3	310.1	319.2	322.0	330.7	325.9	314.1	301.5	288.8	288.5	281.8
30°	295.6	306.6	312.5	319.2	323.1	315.7	312.1	298.7	286.1	283.0	271.9
32.5°	287.3	303.0	314.1	312.5	315.7	312.5	307.4	296.4	282.2	275.1	273.9
35°	277.8	293.6	305.4	313.7	315.7	309.0	305.8	290.8	271.5	268.0	255.8
37.5°	272.7	282.2	296.8	310.1	312.9	309.4	298.7	283.4	264.0	260.1	249.5
40°	266.4	278.6	290.0	301.1	309.4	300.7	288.5	273.5	264.8	253.0	249.9
42.5°	261.7	275.5	284.9	297.1	306.6	295.2	281.0	270.8	258.5	250.6	241.6
44°	260.1	272.7	279.0	294.0	301.8	293.2	281.4	270.8	256.6	249.5	241.6
45°	254.6	271.9	278.6	292.1	298.7	291.7	276.6	266.0	255.8	247.1	238.8
47.5°	249.1	260.9	272.3	283.0	287.7	285.3	272.7	259.7	247.5	242.3	234.5
50°	247.5	259.3	270.0	279.8	285.3	280.6	269.2	256.6	242.3	234.1	227.4
52.5°	239.6	254.2	266.0	269.2	276.2	273.5	264.8	251.0	237.6	230.5	225.0
55°	228.2	243.5	259.7	263.6	273.9	269.6	256.6	243.5	232.2	221.5	214.4
57.5°	223.9	238.8	254.6	259.7	266.0	258.9	255.8	241.9	223.9	218.3	207.3
60°	212.8	231.7	244.8	256.6	257.0	254.9	249.5	233.7	218.7	208.5	200.6
62.5°	204.1	221.9	232.2	243.1	249.9	244.4	238.8	224.3	208.1	196.7	187.6
65°	191.5	207.7	216.3	223.1	230.5	229.7	220.3	209.7	192.7	183.6	175.0
67.5°	172.2	186.4	198.3	204.5	209.3	208.1	201.0	193.5	176.2	167.1	160.8
70°	149.0	163.6	171.0	174.6	179.3	181.7	176.2	172.7	157.2	145.4	139.5
72.5°	119.8	129.3	140.3	143.4	145.4	147.0	147.0	143.8	128.1	123.3	113.1
75°	88.2	95.8	104.1	104.1	107.6	108.0	108.8	106.8	95.0	88.6	86.3
77.5°	59.9	65.5	72.1	74.9	77.2	76.8	76.4	70.9	64.6	61.9	59.5
80°	39.0	44.6	47.7	51.2	53.6	53.2	54.0	50.0	47.3	42.6	43.4
82.5°	23.3	27.6	30.8	35.1	35.1	36.3	36.3	35.1	32.3	30.0	30.0
85°	11.0	14.6	16.5	19.3	20.9	21.3	18.9	16.1	13.4	12.2	13.4
87.5°	2.0	2.7	3.9	3.5	4.3	3.9	3.9	3.9	3.9	3.1	3.5
90°	0.0	0.0	0.0	0.0	0.0	0.0	0.0	0.0	0.0	0.0	0.0



REPORT NUMBER: P649700

CATALOG NUMBER: GLAN-SA1A-835-U-SLL-GRSWH

CANDELA DISTRIBUTION (continued):

	285°	295°	305°	315°	325°	335°	345°	355°	359°	360°
0°	1203.9	1203.9	1203.9	1203.9	1203.9	1203.9	1203.9	1203.9	1203.9	1203.9
2.5°	1070.0	1089.7	1103.5	1126.3	1165.7	1197.3	1229.5	1253.6	1256.4	1263.4
5°	904.8	915.5	950.6	996.3	1028.6	1081.8	1116.1	1178.3	1201.6	1226.4
7.5°	706.6	724.0	770.9	801.6	872.5	939.1	1008.1	1084.9	1115.7	1119.2
10°	595.9	621.1	653.0	702.3	740.9	815.0	900.9	986.4	1020.7	1026.6
12.5°	523.4	555.7	598.2	633.7	670.7	735.4	817.8	923.4	967.9	994.7
15°	453.6	487.1	534.0	583.3	616.0	693.2	790.1	909.1	967.1	990.7
17.5°	381.9	413.0	451.6	504.8	570.7	657.3	785.8	956.4	1019.9	1047.5
20°	320.4	337.7	382.7	437.5	519.8	620.7	787.4	1026.2	1119.2	1131.4
22.5°	296.4	300.3	318.1	368.5	458.8	583.3	815.4	1125.2	1230.8	1271.0
25°	277.8	277.0	281.8	315.7	414.2	568.7	843.0	1216.2	1354.5	1398.3
27.5°	267.6	259.7	260.1	292.1	382.7	545.0	878.4	1320.6	1494.8	1514.1
30°	262.5	260.9	256.2	269.2	348.4	509.6	884.3	1423.5	1577.6	1605.5
32.5°	259.3	244.0	238.0	242.7	316.1	471.0	906.4	1491.2	1680.0	1667.8
35°	243.5	229.7	225.8	230.5	293.2	449.3	891.8	1550.3	1756.9	1777.4
37.5°	237.6	225.4	217.5	213.6	271.9	431.1	884.3	1641.4	1831.4	1880.6
40°	232.2	219.1	209.7	205.7	255.3	407.1	882.0	1711.6	1917.3	1946.9
42.5°	225.8	217.5	206.9	199.8	235.3	383.0	854.8	1733.2	1943.7	1975.6
44°	223.9	211.3	200.2	197.9	227.4	370.8	849.2	1752.9	1966.5	2015.1
45°	221.9	210.1	197.5	194.3	224.6	364.2	841.8	1757.7	2004.4	2013.4
47.5°	216.3	208.9	196.7	188.0	218.7	349.5	819.3	1730.9	1965.7	1967.4
50°	212.0	203.3	190.7	173.8	210.9	337.3	829.6	1721.0	1872.8	1876.3
52.5°	207.3	194.3	187.2	158.0	197.9	327.1	851.3	1765.6	1883.3	1882.6
55°	201.8	187.6	170.2	144.6	176.2	314.1	903.7	1853.4	1981.9	1995.3
57.5°	193.1	180.9	156.1	132.8	151.4	289.2	886.7	1685.2	1823.5	1825.9
60°	181.7	170.2	141.5	123.7	124.1	228.2	792.9	1313.1	1438.8	1473.1
62.5°	170.6	164.4	129.3	110.7	105.6	181.7	670.3	1091.3	1235.1	1263.4
65°	157.6	142.3	118.6	100.9	90.7	127.3	474.9	815.4	963.6	1001.8
67.5°	141.1	124.5	104.5	88.6	77.7	85.1	245.2	463.5	613.6	636.1
70°	123.3	108.0	87.9	74.9	62.6	58.7	108.0	221.1	335.4	358.6
72.5°	101.3	87.1	70.2	59.1	46.9	40.6	36.3	59.1	119.0	138.4
75°	73.3	63.4	52.8	42.2	33.1	26.0	21.3	17.7	19.7	21.3
77.5°	54.0	46.1	39.0	30.0	23.3	18.6	14.6	11.0	10.6	10.3
80°	42.2	37.4	31.2	24.0	18.2	13.8	10.3	7.5	6.7	6.7
82.5°	33.1	30.8	25.6	19.7	15.0	11.0	7.5	5.1	4.3	4.3
85°	12.6	12.6	18.6	16.1	11.4	7.9	5.1	2.7	2.3	2.3
87.5°	3.1	3.1	3.1	3.1	2.7	2.3	2.3	1.2	0.8	0.8
90°	0.0	0.0	0.0	0.0	0.0	0.0	0.0	0.0	0.0	0.0

(END OF REPORT)